


Premium Two Leg Base

Electric Adjustable Height Base

ADJP-2



Black
ADJP-2-B



White
ADJP-2-W



Grey
ADJP-2-S

Details

Certification Standard

BIFMA, UL, CSA, CE

Load Capacity

300 lbs evenly distributed

Recommended Worksurface Width

47" - 84"

Recommended Worksurface Depth

23" - 30"

Lowest Position (without Top)

24"

Highest Position (without Top)

49.5"

Base Width Telescopes to

47" - 72"

Noise Level (DB) Without Load

<39 dB

Speed at Full Load / No Load

1.19"per sec / 2.3" per sec

Handset Memory Control

4 1/8" x 7/8"

Overload Protection

Yes

Tube Material

Steel

Warranty

Electrical - 5 years

Frame -10 years

Key Features

1. Programmable Switch

The control unit allows the user to easily program up to 4 individual height settings

2. Steel Frame

Designed for maximum structural integrity

3. Whisper Quiet Motor


The motor provides a smooth transition with the push of a button

4. Easy Installation

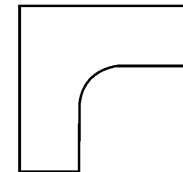
Features folding legs for quick & easy installation of out of the box

Surface Options

Rectangle Table



90° Corner Table



*Above 48" requires
3 leg base

120° Corner Table

